

Lightening · Anti-aging · Moisturizing

O₂ Oxyjet Elixir Treatment



Skin scaling effect made of white oxygen bubbles

O₂ Oxyjet Elixir Treatment be together with Charging time of vital oxygen for the skin breathing every time

VBG | COSMETIC Представитель марки Desembre в России Подробнее на <http://vbg-cosmetic.ru>

O₂ Oxyjet Elixir Treatment

Recommend Oxygen Therapy to these people.

01. Pigmentation Acne

People who have troubles about pigmentation or acne

02. Sebum, dead cell

Oxygen scaling

People who need oxygen scaling because of skin or dead skin cells



03. Soothing Regenerating effect

People who need a fast soothing or regenerating effect after cosmetic procedure like laser treatment

04. Damaged skin from aging or UV rays

People who have troubles about damaged skin from aging or UV rays

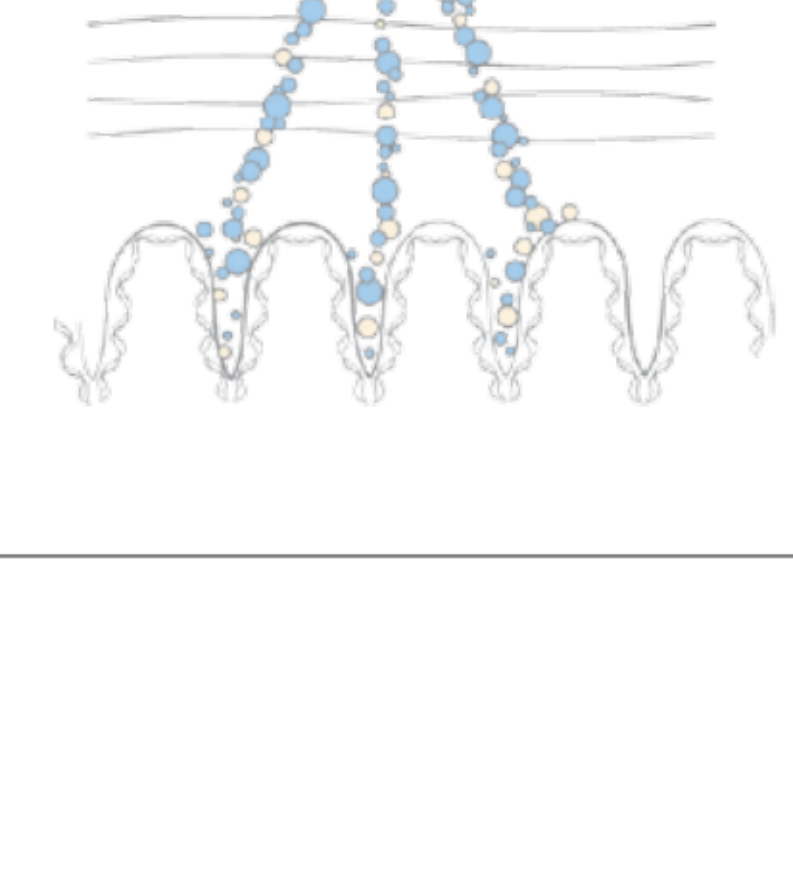
Features of O₂ Oxyjet Elixir Treatment

It makes skin texture supple by exfoliating dead cells with bubbles.

It makes skin moist and clear by moisturizing.

It activates cell to make a regeneration effect.

It purifies and soothes skin without irritation.



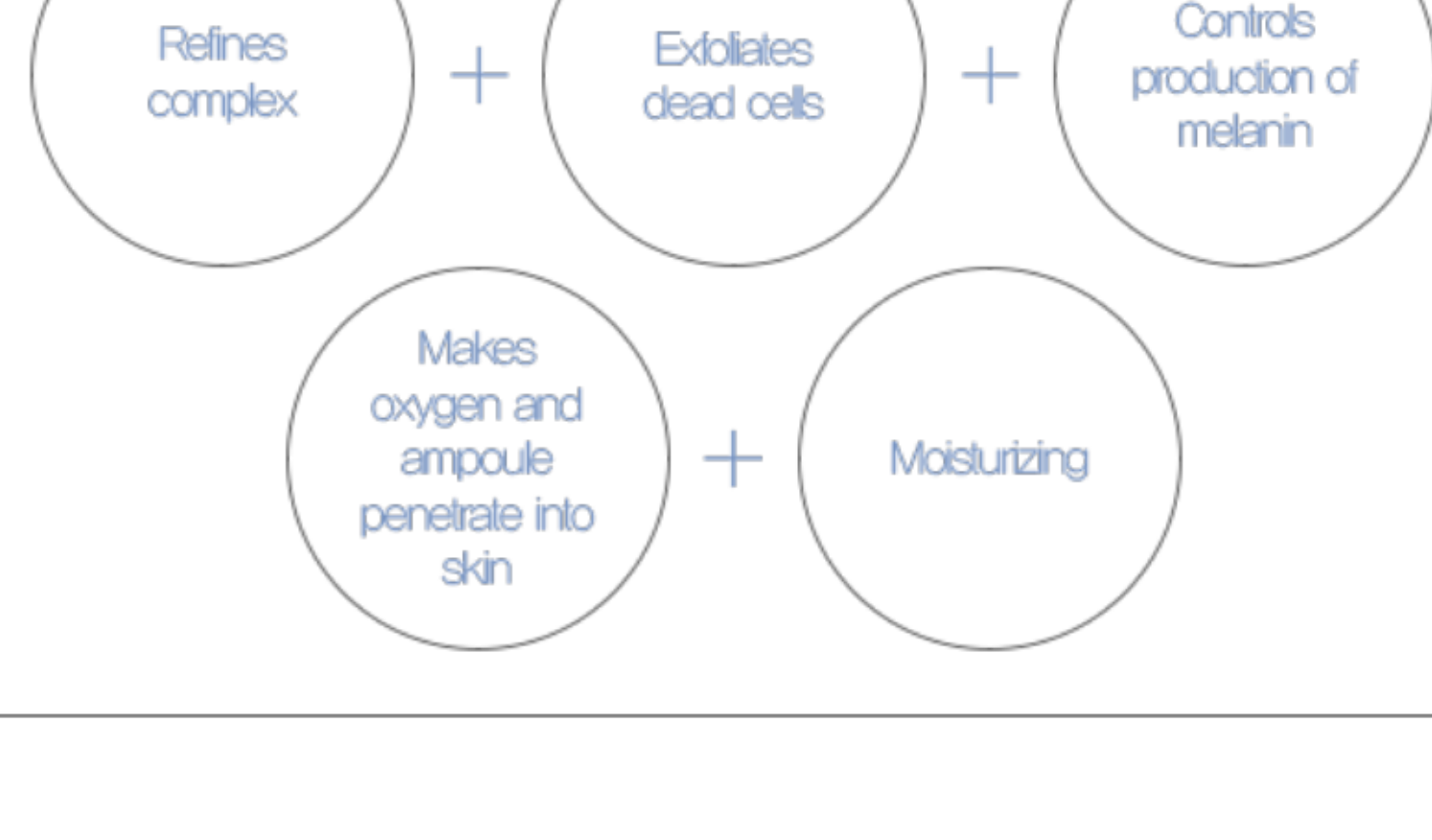
It provides enough oxygen and nutrition to skin cell so as to delay aging of cell, making skin clear, healthy, and radiant. It is necessary process to improve skin like this, and to keep the best effect for a long time.

Result of Treatment
Skin gets clear, soft, And radiant visibly.

O₂ Oxyjet Elixir Mask



Oxygen bubble penetrates into skin, stimulating blood circulation and moisturizing in order to make skin tone bright.



Active ingredient and Effect of O₂ Oxyjet Elixir Mask



ARBUTIN



HYALURONIC ACID



PANTHENOL

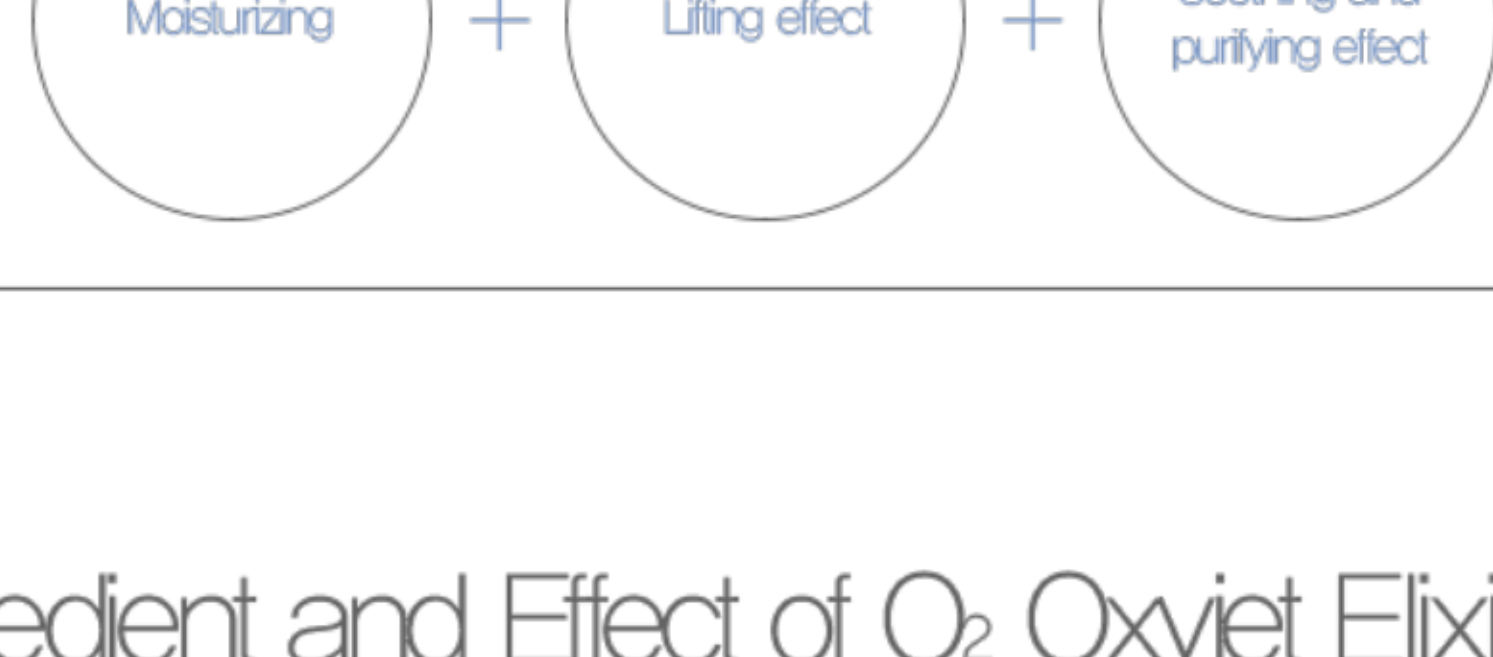
Ingredients

AQUA(WATER), CITRUS MEDICA LIMONUM (LEMON) FRUIT EXTRACT, ARBUTIN, CARBOMER, GLYCERIN, PROPYLENE GLYCOL, HYALURONIC ACID, PANTHENOL, TRIETHANOLAMINE, SODIUM DODECYLBENZENESULFONATE, POLYSILICONE-11, HYDROGENATED COCONUT ACID

O₂ Oxyjet Elixir Ampoule



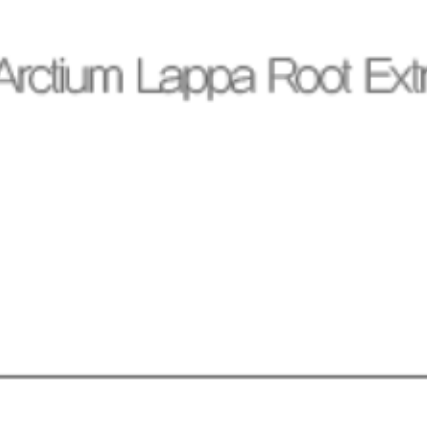
It moisturizes skin to make skin moist and supple, activating function of skin.



Active ingredient and Effect of O₂ Oxyjet Elixir Ampoule



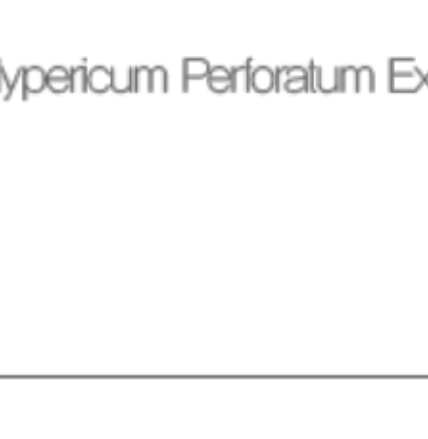
Snail Secretion Filtrate



Arctium Lappa Root Extract



Citrus Limon Fruit Extract



Hypericum Perforatum Extract

Ingredients

Water, Glycerin, Dipropylene Glycol, 1,2-Hexanediol, Snail Secretion Filtrate, Arctium Lappa root extract, Citrus Medica Limonum (Lemon) fruit extract, Humulus Lupulus(Hops)extract, Hypericum Perforatum extract, Salvia Officialis(Sage) leaf extract, Calendula Officialis flower extract, Saponaria Officialis leaf/root extract, Butylene Glycol, Dipotassium Glycyrrhizate, Hydroxyethylcellulose, Carbomer, Arginine

Introductions for use

Cleansing	Milk cleansing (Derma Science Milk Cleanser)	It removes make-up and impurities.	Apply over the face and gently massage for 2 minutes and remove with a wet sponge.
Toner	Toner (Hydro Science Derma Essence Toner)	It restores pH balance, soothing skin.	Remove the residue with the toner and restore pH balance.
Penetrating	O ₂ Oxyjet Elixir Ampoule	It moisturizes skin, protects skin barrier, and activates movement of O ₂ in the skin.	Apply to reduce irritation on face before the O ₂ Oxyjet Elixir Mask.
Oxygenating	O ₂ Oxyjet Elixir Mask	Oxygen bubbles remove dead cells and impurities and make complexion bright, helping regeneration of skin.	Remove film of mask and put it on the face. After 5 minutes, remove formed bubbles. Take off the mask and remove residue of bubbles with hot, wet towel.
Massaging	Jojoba & Honey Massage Gel	It provides rich nutrition and elasticity, forms skin barrier and moisturize skin.	Put an appropriate amount on the palm and massage lymph gently.
Penetrating	O ₂ Oxyjet Elixir Ampoule	It moisturizes skin enough to make skin moist.	Make remained O ₂ Oxyjet Elixir Ampoule be absorbed into the face.
Soothing	Peel Off Alginate Spirulina	It helps improve vitality of cell, keeps skin feels cool for a long time, and soothes skin.	Mix mask and water at a ratio of 1:1 and apply it on the face.
	Toner (Hydro Science Derma Essence Toner)	It controls pH value and purifies skin.	Apply to a cotton pad and wipe out gently skin.
Finish	O ₂ Oxyjet Elixir Ampoule	It provides moisture deeply one more time to make skin moist.	Apply remained O ₂ Oxyjet Elixir Ampoule on the face and absorb it gently.
	Moisture & nutrient cream (depend on skin type)	Apply cream to protect skin barrier depends on the skin type.	Absorb it by tapping gently like spreading.