

## EN Safety Precautions

### Safety Precautions

Please follow the rules outlined in this guide closely to ensure your safety and flawless operation.

- Discontinue using the product immediately if any abnormal situation, allergic reaction or discomfort occurs during use.
- This product is a skin care device and is not made for medical purposes. If you are under medical treatment, please consult with your doctor before use.
- This product is not suitable to use on body parts that are embedded with silicone, metal or other foreign objects. Do not use directly on the eyes.
- Thoroughly clean the product after use.
- Do not use any kind of liquid to clean the product. Keep in mind that the surface of the product should only be wiped with a clean dry cloth.
- This product has a special lacquer - when cleaning, do not use any corrosive solution which may cause damage to the lacquer or appearance.
- Repair, removal or modification of this product is strictly prohibited. Improper handling may result in short circuits, product damage or even fire. Maintenance and warranty services will be void if unauthorized changes have been made to the product. Please contact an authorized dealer to obtain after-sales service if the product has a problem.
- Be cautious of any edges, uneven surfaces, metal parts, accessories or packaging to prevent possible injury or damage. Take note that this product should not be placed in your mouth.
- Do not use this product in locations with high temperatures or high humidity levels (e.g., bathrooms); ideally, the product should be used in a location free of excessive dust and not exposed to direct sunlight.
- This product is not waterproof, do not insert foreign objects or liquids into the product; this can damage the product, cause an explosion or cause a fire.
- Refrain from dropping the product or bumping it against other objects. Avoid damage, collision and excessive pressure by always handling the product with care.
- Do not place this product near strong magnetic or electric fields - this may cause product failure to occur.
- Do not use this product in hazardous locations.
- The product may explode if disposed of in a fire.
- Due to hygienic reasons, do not share this product with other people.
- To extend the product life time, it is recommended to do the charging-discharging every month for the power charger which is rarely used. If the power

charger will not be used for a long time, it is better to reserve 50% battery power.

### Children

Keep out of reach of children. Do not allow children to play the product or its accessories. They could hurt themselves or others and could accidentally damage the product. The product and its accessories may contain small parts that may detach and cause a choking hazard.

### Disposal of Electrical and Electronic Equipment

This symbol indicates that all electrical and electronic equipment included with this product should not be treated as household waste.

Instead, it should be left at the appropriate collection point for the recycling of electronic equipment. By ensuring this product is disposed of correctly, you are helping to prevent negative consequences for the environment and human health. To recycle this product, please contact your local city office, environmental protection agency, household waste disposal service or where you purchased the product to learn more about appropriate recycling methods.

### Limited Warranty

If within 12 months of purchase this product or any part thereof is proven to be defective by reason of faulty workmanship or defect in materials, we will repair or replace the same product free of charge of labor or materials on condition that:

1. The original invoice or sales receipt with the date of purchase is presented with the defective unit.
2. Lifetrons does not take any responsibility for lost information of any kind and will not reimburse you for any such loss.
3. The limited warranty is only valid if the original proof of purchase for this product, issued by a Lifetrons authorized dealer, specifying the date of purchase, is presented with the product to be repaired or replaced. Lifetrons reserves the right to refuse warranty service if this information has been removed or changed.
4. The warranty does not cover product failures which have been caused by the use of accessories or other peripheral devices which are not Lifetrons branded original accessories intended for use with the product. The warranty does not cover any damage caused by misuse, abuse, neglect or accidental breakage.
5. The warranty does not cover product failures caused by modifications, repairs or disassembly by any person not authorized by the manufacturer.

6. Any defective unit or part shall become property of the manufacturer.

### Additional Terms

1. Failure and damage caused by improper use which is not according to the product instructions manual or according to the instructions.
  2. The original serial number of the product is marked with alteration, replacement or tear marks or the product has no serial number.
  3. Misuse, brutal use, accident, improper operation or storage, dampness, unauthorized modification or repair of the product, incorrect installation, incorrect connection voltage, excessive external or electrical damage, user's own error, failure to operate in accordance with instructions manual or any other non-Panasonic product.
- The operations set above, which cause product failure and damage don't fall within the scope of warranty.

### Additional Information

Register your Lifetrons Beauté product online at [www.lifetrons.com](http://www.lifetrons.com).

Please visit our website [www.lifetrons.com](http://www.lifetrons.com) or contact our customer service center at [cs@lifetrons.com](mailto:cs@lifetrons.com) to learn more about our new products and special offers.

This user guide was originally in English and was subsequently translated into other languages. The accuracy of subsequent translations cannot be guaranteed. In case of conflict between the English version and another language version, the English version takes precedence.

Product specifications are subject to change at the own decision and discretion of Lifetrons Switzerland AG, Lifetrons International Ltd. or Li-Tek without prior notice. Any devices or accessories not listed under "What's Inside" are in reference to compatibility only and are not included. Product images are for reference purposes only, color may vary from the actual product.

"Lifetrons Beauté", "Lifetrons Beauté Switzerland", "Lifetrons Beauté Professional Skincare", "Lifetrons Switzerland", "Beauté Switzerland", "MyB" are trademarks or registered trademarks owned by Lifetrons Switzerland AG, Lifetrons International Ltd. or Li-Tek. All other brands and product names listed herein are trademarks or registered trademarks owned by their respective holders and are hereby acknowledged and recognized as such. ©Copyright 2019 by Lifetrons Switzerland AG, Lifetrons International Ltd. and Li-Tek. All rights reserved.

## 简中 安全守则

### 安全守则

为确保安全操作正确，请先详细阅读及遵守以下的安全守则：

- 如出现任何异常反应、过敏或不适，请立即停止使用。
- 本产品只作肌肤护理之用，并非供医疗用途使用，如正接受任何治疗，请先咨询医生。
- 本产品不适用于植入有硅胶、金属或其他外来物质的身体部分使用，亦不可直接用于眼睫毛上。
- 操作完毕后，请保持产品的清洁。
- 请勿使用任何清洁剂或液体来清洗本产品表面，本产品只可使用干布清洁。
- 本产品有烤漆保护，清洁时请勿使用任何腐蚀性溶剂，否则可能导致外表造成损坏。
- 本机产品自行修理、拆卸或改装。不适当的处理可能导致电线短路、产品损坏甚至火灾。被擅自改装的产品，恕不保修。若产品产生问题，请到指定售后单位获得售后服务。
- 任何边缘锋利部位、不平滑的表面、金属零件、配件或包装材料均可能因意外而引起流血或割伤。请小心使用。不可将本产品置于口中。
- 请勿在高温或潮湿的地方（如浴室）使用本产品。请在较少尘土的位置使用本产品，不得暴露在诸如日晒、火灼或类似的过热环境中。
- 本产品不要水。请勿将异物或液体放入产品，这可能会损坏产品，导致产品爆炸或引发火灾。
- 请尽量避免本产品跌落、碰撞或过分加压，请尽量不要将产品放在有强磁场或是电场的环境，否则可能导致产品发生故障。
- 请勿于危险的环境下使用。
- 本产品内置在明火中可能会引起爆炸。
- 考虑到个人卫生，请勿与他人共用本产品。
- 不经常使用的充电盒每月为充电盒充电和放电一次，以延长充电盒使用寿命，长时间不使用充电盒，最好保持 50% 电量状态存放。


### 儿童

不要让儿童接触，不要让儿童玩本产品或其配件，这可能会导致伤害到自己或他人，或者意外地损坏产品。产品或其零件所包含的若干小零件可能会脱落，从而导致儿童窒息的危险。

### 正确弃置电子产品

如在本产品的电气和电子设备上标有这个符号，则表示该设备不应被视为一般家居（居家）垃圾处理。相反，该设备应交到适当的收集点作循环回收处理。通过正确的弃置，防止了因弃置不当而产生的负面影响。关于本产品的回收方法，请联系您当地的市政办事处、环保局、家居（居家）垃圾处理中心、回收场或您购买本产品的店铺，取得适当的回收心。





PH-01  
T型按摩頭



PH-02  
頭皮按摩頭



PH-03  
眼部按摩頭



PH-04  
除毛刀



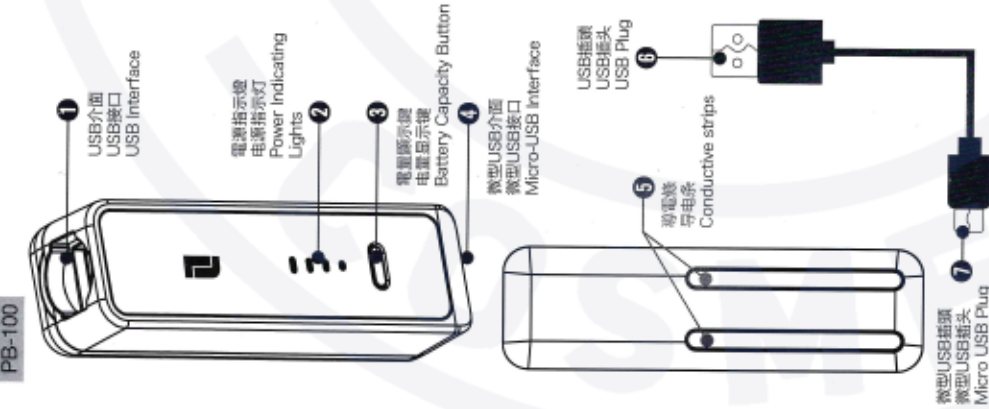
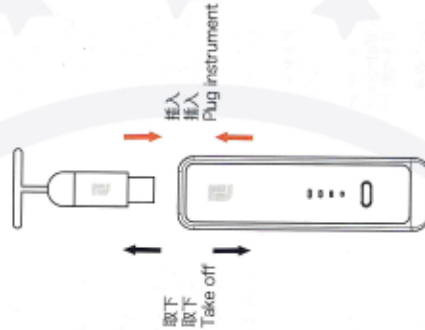
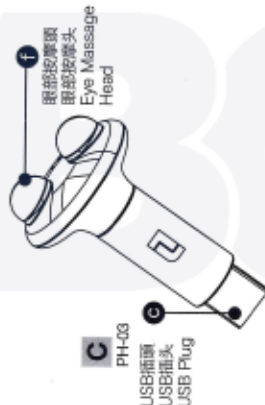
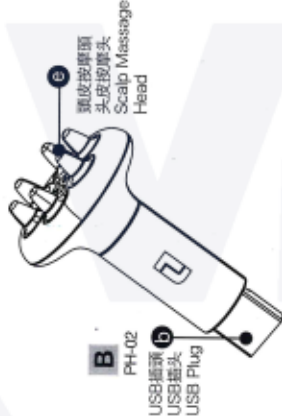
PH-05  
光子光療頭



PH-06  
除毛刀

200AS/BS PH-04 PH-06  
200AS: PH-100(white)+PH-01, PH-02, PH-03, PH-06  
200BS: PH-100(black)+PH-01, PH-02, PH-03, PH-04  
Accessories may vary subject to different models.  
Please contact us if users need to make a purchase on  
accessories separately. 若要單獨購買配件，請與我們聯繫。  
其售價會不同配件。若要單獨購買配件，請與我們聯繫。  
圖片僅供參考，實物為主。

**Beauty Treatment Heads**



1. 使用前請先清潔肌膚並均勻塗抹保養品。  
Apply a thin layer of skincare cream.



2. 手握按摩頭，手接觸移動電源導電條，按摩頭金屬網部接觸皮膚，開始操作。  
Hold the instrument in your hand, and touch the conductive strips. The massage head must be fully in contact with the skin.



3. 沿著面部曲線由外向內按摩。  
Message your face upwards along the contours.



4. 頭皮按摩時必須完全接觸頭皮肌膚，稍稍用力，輕柔地帶動髮根。  
The massage head must be fully in contact with the scalp skin, gently and slowly sliding the instrument on the scalp with a little force.