

9TAILS   
PREMIUM  
WRINKLE POWER LIFTING  
#90 seconds for Lifting



**VBG** | COSMETIC

<https://vbg-cosmetic.ru/>

8 (800) 222-03-94

7 (495) 532-03-23

Приём звонков:

Пн-Пт с 9:00 до 18:00

9tails 

## PREMIUM WRINKLE POWER LIFTING



# Name: Premium Wrinkle Power Lifting

# Net Content: 30g\*4EA

# Category: Anti-Aging Cosmetic

# Effect: improve Wrinkle/Lifting/Elasticity/Moisture

# Feature :

- ✓ Lifting effect : Forehead, Chin, Gummy smile, Chin
- ✓ Improves Elasticity, skin density
- ✓ Improves Moisture & sustain lifting for 24hours
- ✓ Hypo allergic test, Safety test completed
- ✓ 7 different main ingredient

# Main Ingredient:

Spicule / 7type of Hyaluronic acid/  $\beta$ -glucan/Adenosine/Collagen/Biotide/Ceramide

Reason



### Main reason of Skin aging

- ✓ Reducing of collagen
- ✓ Reducing of moisture
- ✓ Reducing Skin Nutrition
- ✓ Reduced Skin Regeneration



# Reason

## 20's VS 60's



# Reason



## Focus on Lifting

More than 35 billion sales brand  
Ninetails,  
Special product  
**Premium** Wrinkle Power Lifting

Only 90 seconds  
For the Whole Face Lifting

My only choice for wrinkle care, 9tails



Reason

✓ Effort For the 90seconds Lifting



My only choice for wrinkle care, 9tails

## Effect -1



### Improve Lifting

- ✓ forehead
- ✓ Under the eyes
- ✓ Cheek
- ✓ Gummy smiles
- ✓ Chin

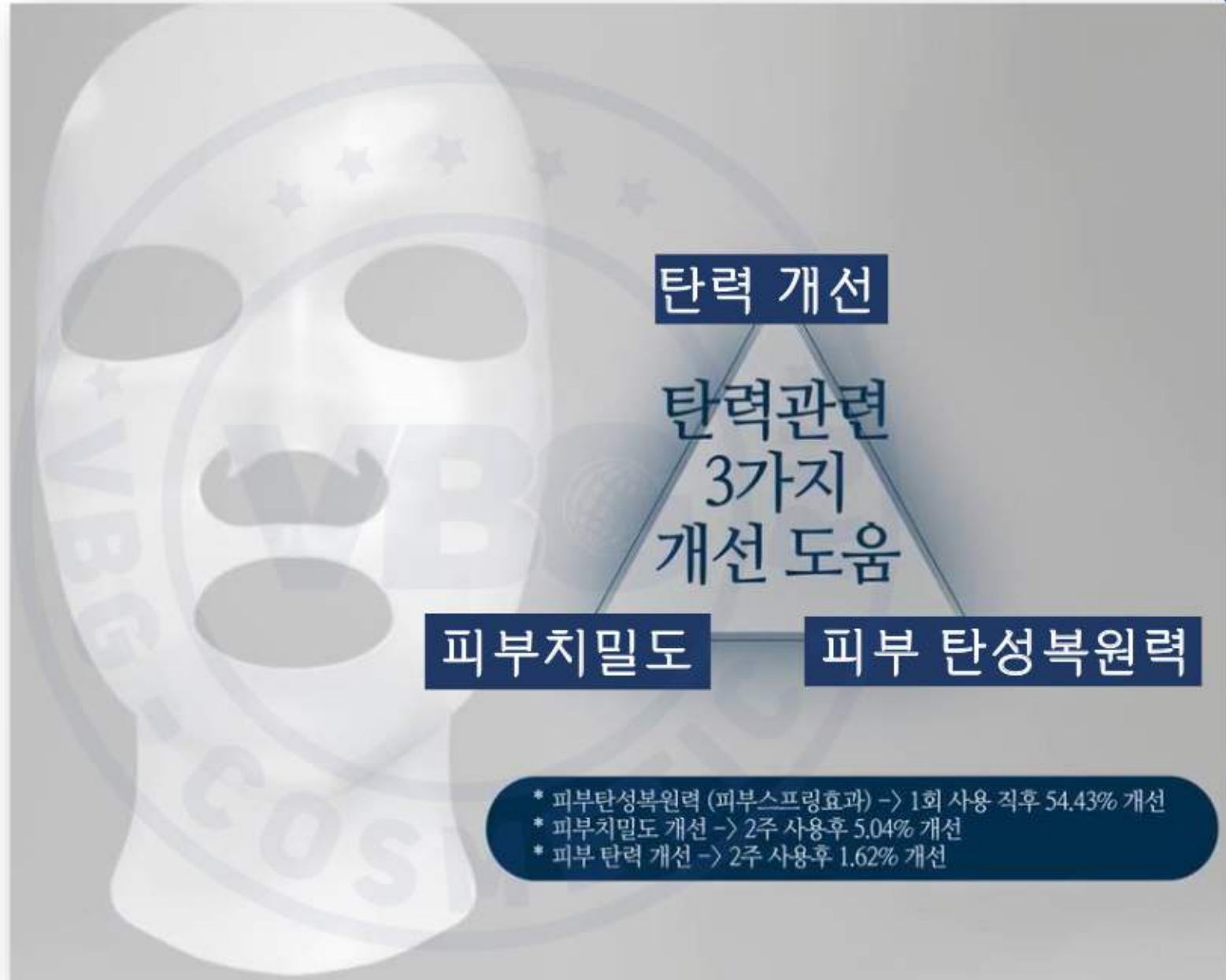
\* Clinical Trial Completed

## Effect -2

### Improve Elasticity

- ✓ Skin Elasticity
- ✓ Skin density
- ✓ Skin elastic restoring force

\* Clinical Trial Completed



**탄력 개선**

탄력관련  
3가지  
개선 도움

**피부치밀도**      **피부 탄성복원력**

\* 피부탄성복원력 (피부스프링효과) -> 1회 사용 직후 54.43% 개선  
\* 피부치밀도 개선 -> 2주 사용후 5.04% 개선  
\* 피부 탄력 개선 -> 2주 사용후 1.62% 개선



## Effect -3



즉각적인 개선에 도움  
(일시적) +  
지속적 개선에 도움

진정한  
듀얼 이펙트

Helps in immediate and continuous improvement, real dual effects.

제품의 이해를 돕기 위해 연출된 이미지입니다

### Improve Moisture for 24hours

- ✓ Improves Moisture
  - ✓ Instant effect
  - ✓ Prolonged effect
- \* Clinical Trial completed

## Feature - 1

### 7 different main ingredient

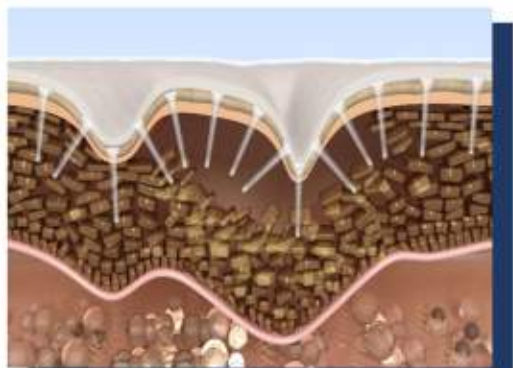
- ✓ Spicule
- ✓  $\beta$ -glucan
- ✓ Adenosine
- ✓ 7 type of Hyaluronic acid
- ✓ Collagen
- ✓ Biotide
- ✓ Ceramide



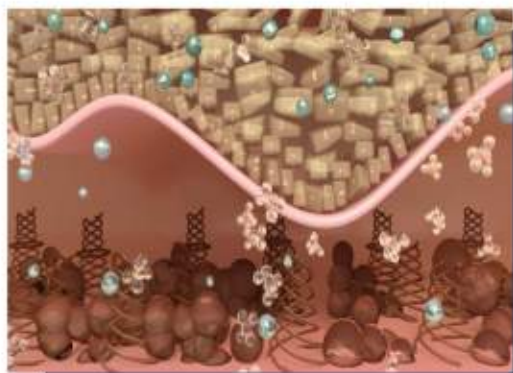
## Feature -2

### FOUR STEP

OPEN > SUPPLY > COAT > PROTECT




**STEP1**  
Penetration



**STEP2**  
Filling



**STEP3**  
Coating



**STEP4**  
Protecting



## Feature -3

한국피부임상과학연구소  
Korea Institute for Skin and Clinical Sciences



임상시험 완료!!!



## Clinical Trial

✓ Safety test completed

	Use After (%)	2 weeks after (%)
Under Eye (Lifting)	18.81	14.17
Forehead (Lifting)	28.87	16.35
Gummy Smile (Lifting)	15.38	14.48
Cheek (Lifting)	42.00	40.69
Chin (Lifting)	24.68	33.60
Skin Moisture	63.87	45.83

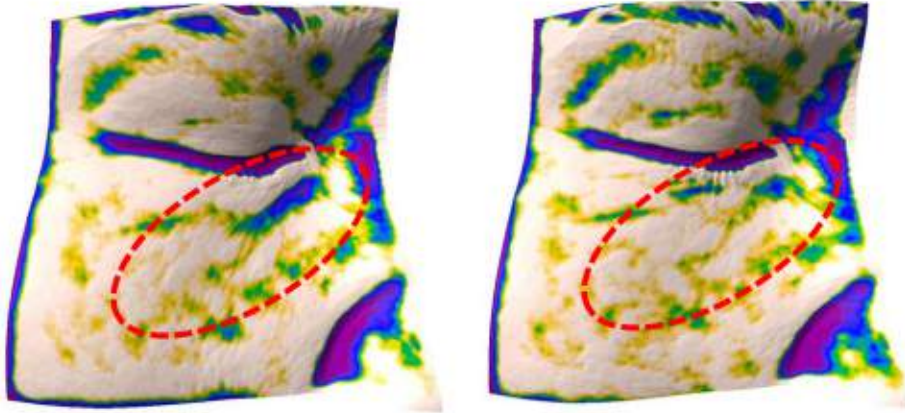
# Clinical Trial

Institution : Korea Institute of  
Dermatological Science

Period : 2019.4.2~5.17

subject : 22 people (Female / 49)

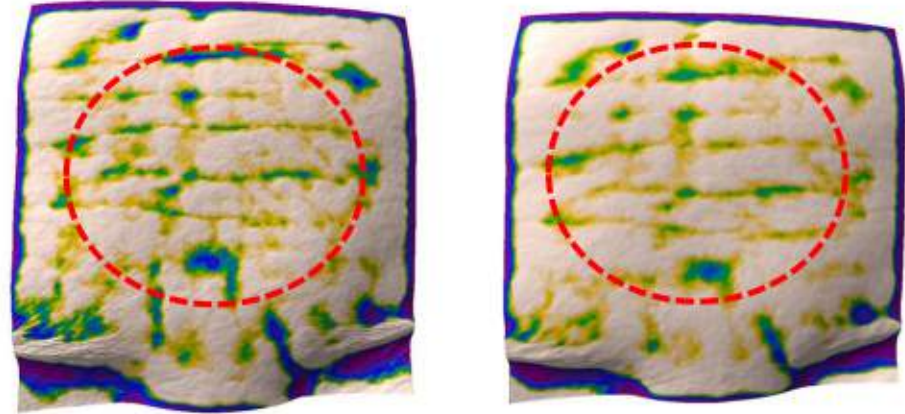
## Lifting (Under Eye)



Before

2 weeks after

## Lifting (Forehead)



Before

2 weeks after



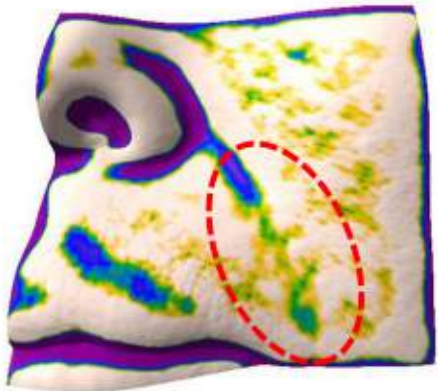
# Clinical Trial

Institution : Korea Institute of  
Dermatological Science

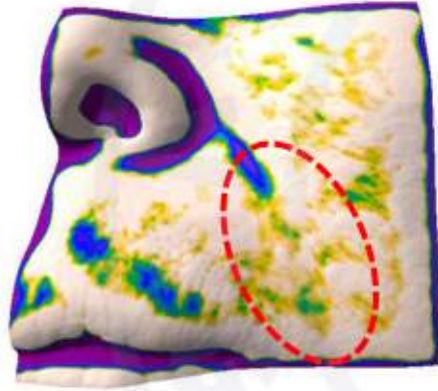
Period : 2019.4.2~5.17

subject : 22 people (Female / 49)

## Lifting (Gummy Smile)




Before




2 weeks after

## Lifting (Cheek)



Before



2 weeks after



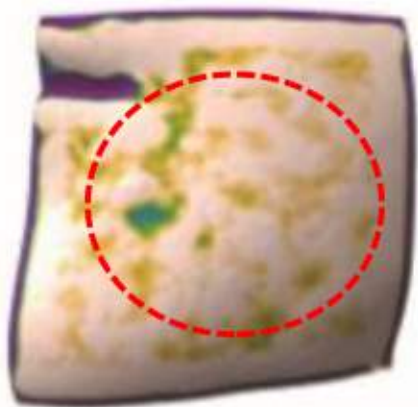
# Clinical Trial

Institution : Korea Institute of  
Dermatological Science

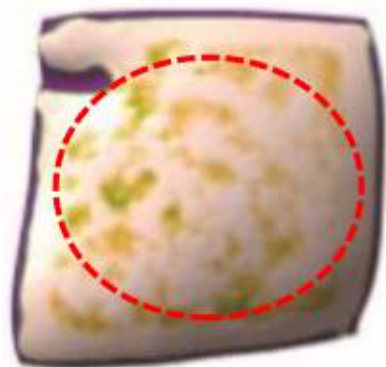
Period : 2019.4.2~5.17

subject : 22 people (Female / 49)

## Lifting (Chin)

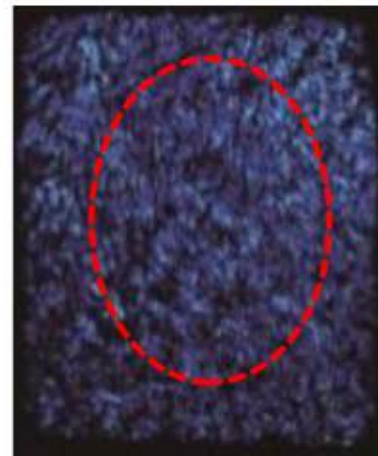


Before

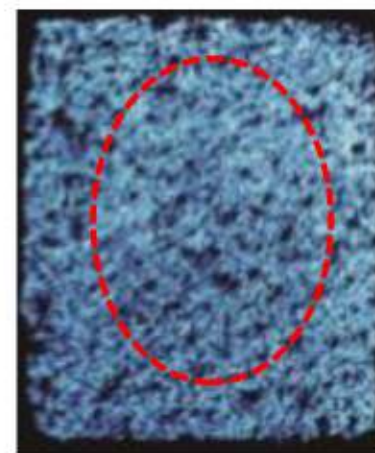


2 weeks after

## Moisture



Before



2 weeks after


# Clinical Trial

Institution : Korea Institute of  
Dermatological Science


Period : 2019.4.2~5.17

subject : 22 people (Female / 49)

## Skin elastic restoring force

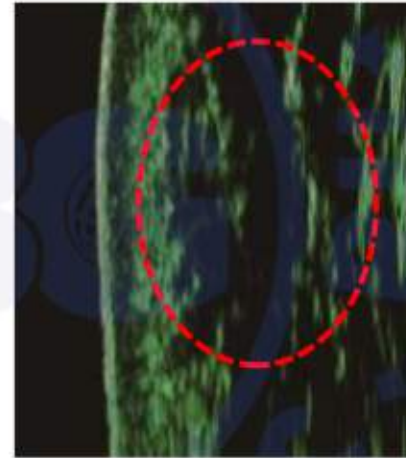


Before

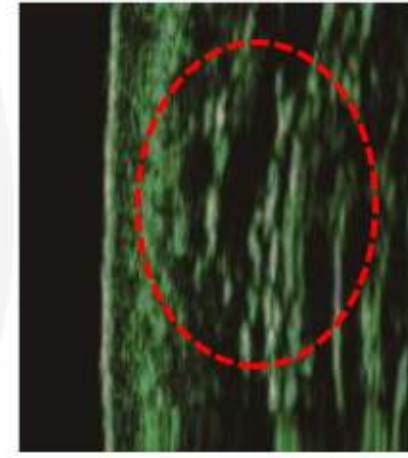


2 weeks after

## Skin density



Before



2 weeks after

## Focus on Special Change

Skin Care with Mask Sheet At Once, 9tails Premium<sup>+</sup> Wrinkle Power Filling





## HOW TO USE



1. Wash your face with cleanser
2. Lay it on your face, making sure that match ups the eyes, nose and mouth.
3. Spend a minute pressing the sheet mask onto your skin so that it sticks.
4. Keep the mask on for about 10-20minutes.
5. Peel the mask off.
6. Massage the leftover into your face.
7. Wait for about 2minutes until the essence dries

Seeing Is Believing

**B&A**



Seeing Is Believing

**B&A**



BEFORE



AFTER



BEFORE



AFTER

NINE TAILS

My only choice for wrinkle care, 9tails



Seeing Is Believing

**B&A**



Seeing Is Believing

**B&A**



BEFORE



AFTER



BEFORE



AFTER